


## The Rotating Backlock system delivers 0.3mm pitch with 0.9-mm profile.

- RoHS Compliant.
- Depth of 4 mm (with slider closed).
- Applicable FPC thickness, t = 0.12 mm. Gold-plated type.
- Wall provided on reverse side of connector to allow greater freedom of board design.
- Upper-contact type.



**NEW**

## Specifications

### ■ Specifications

Rated Current	0.2A AC/DC
Rated Voltage	50V AC/DC
Contact resistance	80mΩ max. (at 20 mV max., 100 mA max.)
Insulation resistance	100mΩ min. (at 250V DC)
Withstand voltage	250V AC 1 min. (leakage current: 1 mA max.)
Insertion tolerance	10 times
Ambient operating temperature	-30 to +85°C (No condensation at low temperatures.)

### ■ Materials/Finish

Housing	LCP resin (UL94V-0) / natural
Slider	LCP resin (UL94V-0) / black
Contact	Spring copper-alloy/nickel substrate (2μm) gold-plated contacts (0.15μm)

### ■ Ordering Information

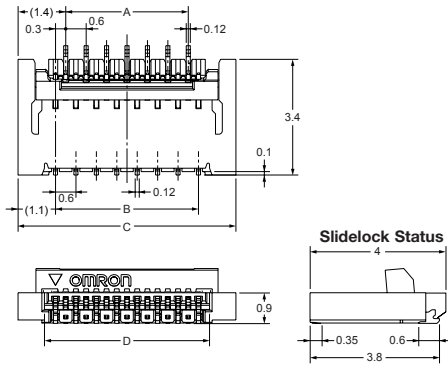
Pins (Note 1)	Model	Quantity per reel (Note 2)
(21)	XF2C-2155-41A	2,000
(25)	XF2C-2555-41A	
29	XF2C-2955-41A	
39	XF2C-3955-41A	
(51)	XF2C-5155-41A	

**Note 1.** The number of poles ( ) figures are in development as of September 2005. Any inquiries with regard to these number of poles figures in development and to other number of poles figures should be directed to your sales representative.

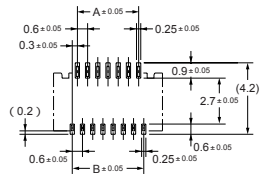
**Note 2.** Order an integer multiple of the quantity per reel.

■ Dimensions

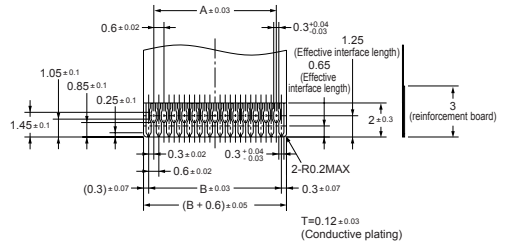
XF2C-□□□55-41A



Printing Circuit Board Dimensions (Top View)



Applicable FPC Dimensions (Top View)



■ Table of Dimensions

Pins (Note 1)	Model	A	B	C	D
(21)	XF2C-2155-41A	5.4	6.0	8.2	6.7
(25)	XF2C-2555-41A	6.6	7.2	9.4	7.9
29	XF2C-2955-41A	7.8	8.4	10.6	9.1
39	XF2C-3955-41A	10.8	11.4	13.6	12.1
(51)	XF2C-5155-41A	14.4	15.0	17.2	15.7