

Micro Pressure Sensor

D8M-D82

- Digital output
- High noise immunity
- Pressure range 0 to 5.88kPa
- Current consumption 150mA \pm 5% at output 3VDC
- Temperature compensated over full range
-30°C to 70°C
- Protection Structure IP 40

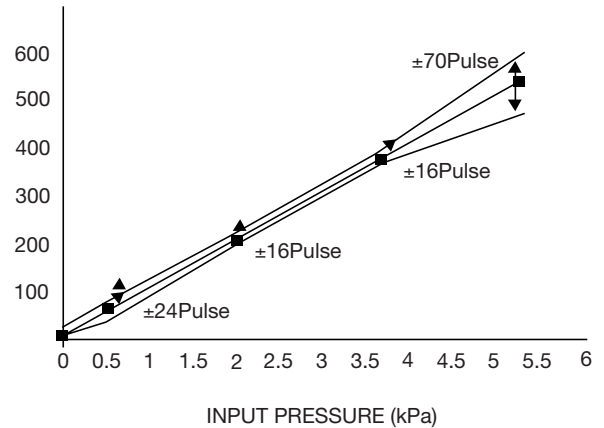


Recommended Operating Condition

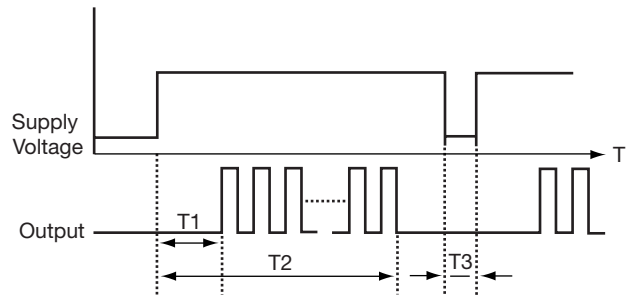
Parameter	Item	Condition	Min.	Max.	Unit
V_{CC}	Supply voltage	-	2.2	3.4	V
V_{OH}	High output voltage	$V_{CC} = 3V, I_{OH} = 500\mu A$	$V_{CC} - 3V$	-	V
V_{OL}	Low output voltage	$V_{CC} = 3V, I_{OL} = 500\mu A$	-	$V_{CC} + 3V$	V

Timing Characteristics

Output resolution	0.1 kPa/1 pulse
Output frequency	150 ~ 450kHz
Output pulse	0 to 550 pulses (at the central value)



T1 : Pressure measurement time	2.5ms min.
T2 : Response time	18ms max.
T3 : Electrical discharge time	100ms min.

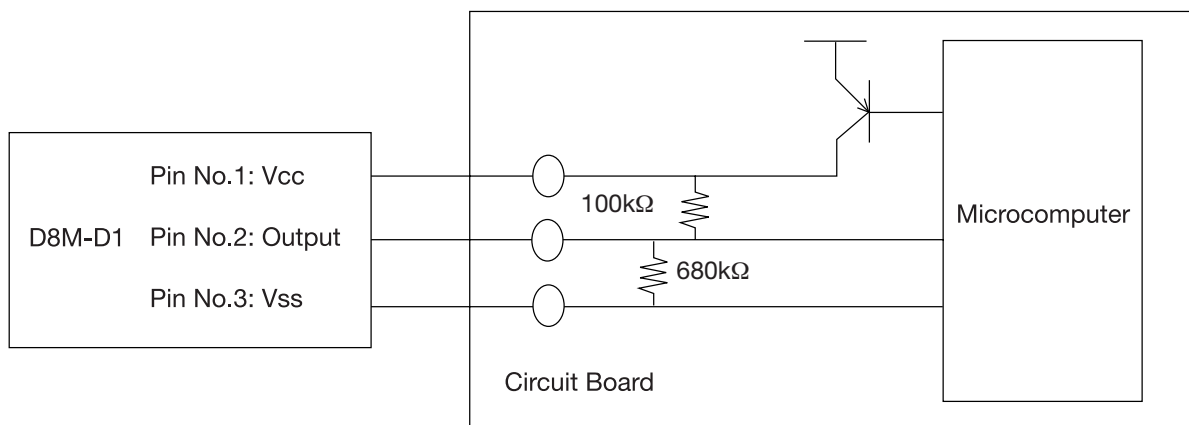


Response Time (Timing Chart)

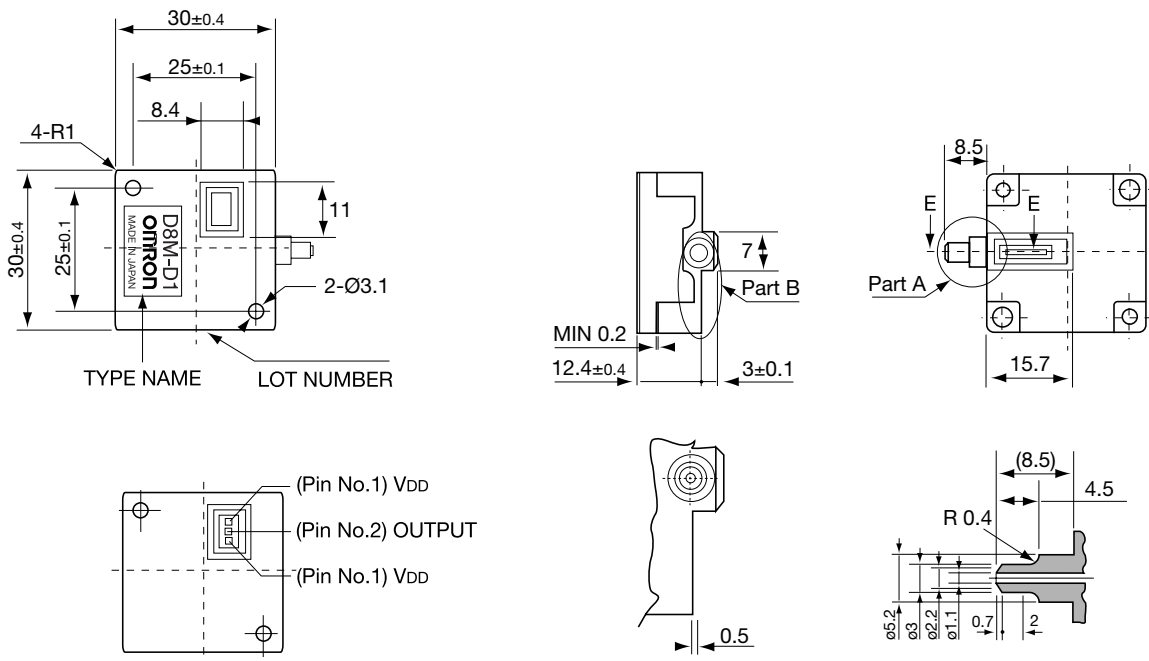
Characteristics

Repeatability & Hysteresis	±0.5%
Operating Temperature	-30° to 70°C
Storage Temperature	-40° to 80°C
Operating Humidity	25 to 95%
Insulation Resistance	100MΩ min (250VDC between load terminals and base)
Dielectric Withstand	250VAC 50/60Hz for 1 min
Material	Case: PBT (poly-butylene-teleftaret) Base: PBT (poly-butylene-teleftaret)
Withstand Pressure	58.8kPa (3 minutes)

Recommended Interface Circuit



Dimensions



Cat. No. D8M-D82 In the interest of product improvement, specifications are subject to change without notice.



Omron Electronic Components Europe BV

Wegalaan 57
2132 JD Hoofddorp
The Netherlands
Tel: +31 23 568 1200
Fax: +31 23 568 1212